


# Droplet Digital™ PCR: Publications List



Droplet Digital PCR

Bulletin 6450

2013



 **Agapova S et al. (2013).**

Detection of low-concentration host mRNA transcripts in Malawian children at risk for environmental enteropathy.

J Pediatr Gastroenterol Nutr 56, 66–71.



 **Baoutina A et al. (2013).**

Improved detection of transgene and nonviral vectors in blood.

Hum Gene Ther Methods, Sept 26 [Epub ahead of print]. Accessed December 3, 2013.



 **Belgrader P et al. (2013).**

Droplet digital PCR measurement of HER2 copy number alteration in formalin-fixed paraffin-embedded breast carcinoma tissue.

Clin Chem 59, 991–994.



 **Belzil VV et al. (2013).**

Reduced C9orf72 gene expression in c9FTD/ALS is caused by histone trimethylation, an epigenetic event detectable in blood.

Acta Neuropathol 126, 895–905.



 **Chong IY et al. (2013).**

The genomic landscape of oesophagogastric junctional adenocarcinoma.

J Pathol 231, 301–310.





 **Criscione F et al. (2013).**


A unique Y gene in the Asian malaria mosquito Anopheles stephensi encodes a small lysine-rich protein and is transcribed at the onset of embryonic development.

Insect Mol Biol 22, 433–441.





 Cancer Mutation Detection


 Gene Expression  
(relative quantification,  
single-cell GE, miRNA)


 Microbial Studies/Detection


 Rare Event Detection

 Droplet Digital PCR Methods/  
Analytical Performance


 Next-Generation Sequencing  
Library Validation/Quantification

 Viral Quantification


 Gene Expression Analysis

 Genomic Variation Analysis

**BIO-RAD**

** Dingle TC et al. (2013).**


Tolerance of Droplet-Digital PCR vs real-time quantitative PCR to inhibitory substances.  
Clin Chem 59, 1670–1672.

** Dodd DW et al. (2013).**

Digital quantitation of potential therapeutic target RNAs.  
Nucleic Acid Ther 23, 188–194.

** Emerson RO et al. (2013).**

High-throughput sequencing of T cell receptors reveals a homogeneous repertoire of tumor-infiltrating lymphocytes in ovarian cancer.  
J Pathol, Sept 11 [Epub ahead of print]. Accessed December 3, 2013.

** Eriksson S et al. (2013).**

Comparative analysis of measures of viral reservoirs in HIV-1 eradication studies.  
PLoS Pathog 9, e1003174 [Epub ahead of print]. Accessed December 3, 2013.

** Gevensleben H et al. (2013).**

Noninvasive detection of HER2 amplification with plasma DNA digital PCR.  
Clin Cancer Res 19, 3276–3284.

** Gorbachev AY et al. (2013).**

DNA repair in Mycoplasma gallisepticum.  
BMC Genomics 14, 726.

** Hatano H et al. (2013).**

Increase in 2-long terminal repeat circles and decrease in D-dimer after raltegravir intensification in patients with treated HIV infection: A randomized, placebo-controlled trial.  
J Infect Dis 208, 1436–1442.

** Hayden RT et al. (2013).**

Comparison of droplet digital PCR to real-time PCR for quantitative detection of cytomegalovirus.  
J Clin Microbiol 51, 540–546.

** Heredia NJ et al. (2013).**

Droplet Digital™ PCR quantitation of HER2 expression in FFPE breast cancer samples.  
Methods 59, S20–S23.

** Hindson CM et al. (2013).**























Absolute quantification by Droplet Digital PCR versus analog real-time PCR.  
Nat Methods 10, 1003–1005.

** Holmberg RC et al. (2013).**

Akoni TruTip® and Qiagen® methods for extraction of fetal circulating DNA — evaluation by real-time and digital PCR.  
PLoS One 8, e73068.





- 
-  **Hubers AJ et al. (2013).**  
EGFR mutation analysis in sputum of lung cancer patients: A multitechnique study.  
Lung Cancer 82, 38–43. 
- 
-  **Jiang K et al. (2013).**  
MicroRNA-137 represses Klf4 and Tbx3 during differentiation of mouse embryonic stem cells.  
Stem Cell Res 11, 1299–1313. 
- 
-  **Kelley K et al. (2013).**  
Detection of methicillin-resistant *Staphylococcus aureus* by a duplex droplet digital PCR assay.  
J Clin Microbiol 51, 2033–2039. 
- 
-  **Laurie MT et al. (2013).**  
Simultaneous digital quantification and fluorescence-based size characterization of massively  
parallel sequencing libraries.  
Biotechniques 55, 61–67. 
- 
-  **Massanella M et al. (2013).**  
Differential gene expression in HIV-infected individuals following ART.  
Antiviral Res 100, 420–428. 
- 
-  **McDermott GP et al. (2013).**  
Multiplexed target detection using DNA-binding dye chemistry in Droplet Digital PCR.  
Anal Chem, Nov 19 [Epub ahead of print]. Accessed December 3, 2013. 
- 
-  **Morisset D et al. (2013).**  
Quantitative analysis of food and feed samples with droplet digital PCR.  
PLoS One 8, e62583. 
- 
-  **Norton SE et al. (2013).**  
A stabilizing reagent prevents cell-free DNA contamination by cellular DNA in plasma during  
blood sample storage and shipping as determined by digital PCR.  
Clin Biochem 46, 1561–1565. 
- 
-  **Podlesniy P et al. (2013).**  
Low cerebrospinal fluid concentration of mitochondrial DNA in preclinical Alzheimer disease.  
Ann Neurol, June 22 [Epub ahead of print]. Accessed December 3, 2013. 
- 
-  **Ponomarenko EA et al. (2013).**  
Chromosome 18 transcriptome of liver tissue and HepG2 cells and targeted proteome mapping in  
depleted plasma: Update 2013.  
J Proteome Res, Nov 4 [Epub ahead of print]. Accessed December 3, 2013. 
- 
-  **Roberts CH et al. (2013).**  
Development and evaluation of a next-generation digital PCR diagnostic assay for ocular  
*Chlamydia trachomatis* infections.  
J Clin Microbiol 51, 2195–2203. 
-

** Rothrock MJ Jr et al. (2013).**

Quantification of zoonotic bacterial pathogens within commercial poultry processing water samples using Droplet Digital PCR.

Advances in Microbiology 3, 403–411.

** Sedlak RH and Jerome KR (2013).**

Viral diagnostics in the era of digital polymerase chain reaction.

Diagn Microbiol Infect Dis 75, 1–4.

** Strain MC et al. (2013).**

Highly precise measurement of HIV DNA by droplet digital PCR.

PLoS One 8, e55943 [Epub ahead of print]. Accessed December 3, 2013.

** Strain MC and Richman DD (2013).**

New assays for monitoring residual HIV burden in effectively treated individuals.

Curr Opin HIV AIDS 8, 106–110.

** Taylor SD et al. (2013).**

Targeted enrichment and high-resolution digital profiling of mitochondrial DNA deletions in human brain.

Aging Cell, Aug 2 [Epub ahead of print]. Accessed December 3, 2013.

** Wang IX et al. (2013).**

ADAR regulates RNA editing, transcript stability, and gene expression.

Cell Rep 5, 849–860.

** White RA III et al. (2013).**

Draft genome sequence of *Exiguobacterium pavilionensis* strain RW-2, with wide thermal, salinity, and pH tolerance, isolated from modern freshwater microbialites.

Genome Announc 8, e00597–e00613.

** Witwer KW et al. (2013).**

Real-time quantitative PCR and droplet digital PCR for plant miRNAs in mammalian blood provide little

evidence for general uptake of dietary miRNAs: Limited evidence for general uptake of dietary plant xenomiRs.

RNA Biol 10, 1080–1086.

** Yamada T et al. (2013).**

EGFR T790M mutation as a possible target for immunotherapy; identification of HLA-A\*0201-restricted

T cell epitopes derived from the EGFR T790M mutation.

PLoS One 8, e78389.

** Zhao H et al. (2013).**

Specific qPCR assays for the detection of orf virus, pseudocowpox virus and bovine papular stomatitis virus.

J Virol Methods 194, 229–234.





## 2012

### **Abyzov A et al. (2012).**

Somatic copy number mosaicism in human skin revealed by induced pluripotent stem cells.  
Nature 492, 438–442.



### **Baker M (2012).**

Digital PCR hits its stride.  
Nat Methods 9, 541–544 [review paper].



### **Bizouarn F.**

Digital PCR: Improving Nucleic Acid Quantification — Precision, Accuracy, and Sensitivity Are Among the Benefits Reported by Researchers.  
Genetic Engineering & Biotechnology News, Assay Tutorial, May 1, 2012; 32, 9 [review paper].



### **Boettger LM et al. (2012).**

Structural haplotypes and recent evolution of the human 17q21.31 region.  
Nat Genet 44, 881–885.



### **Chen R et al. (2012).**

Personal omics profiling reveals dynamic molecular and medical phenotypes.  
Cell 148, 1293–1307.



### **Henrich TJ et al. (2012).**

Low-level detection and quantitation of cellular HIV-1 DNA and 2-LTR circles using droplet digital PCR.  
J Virol Methods 186, 68–72.



### **Nadauld L et al. (2012).**

Quantitative and sensitive detection of cancer genome amplifications from formalin fixed paraffin embedded tumors with droplet digital PCR.  
Transl Med 2(2).



### **Pinheiro LB et al. (2012).**

Evaluation of a droplet digital polymerase chain reaction format for DNA copy number quantification.  
Anal Chem 84, 1003–1011.



### **Porensky PN et al. (2012).**

A single administration of morpholino antisense oligomer rescues spinal muscular atrophy in mouse.  
Hum Mol Genet 21, 1625–1638.





## 2011

 **Hindson BJ et al. (2011).**

High-throughput droplet digital PCR system for absolute quantitation of DNA copy number.

Anal Chem 83, 8604–8610.



**Bio-Rad  
Laboratories, Inc.**

Life Science  
Group

**Web site** [www.bio-rad.com](http://www.bio-rad.com) **USA** 800 424 6723 **Australia** 61 2 9914 2800 **Austria** 01 877 89 01 **Belgium** 09 385 55 11 **Brazil** 55 11 3065 7550  
**Canada** 905 364 3435 **China** 86 21 6169 8500 **Czech Republic** 420 241 430 532 **Denmark** 44 52 10 00 **Finland** 09 804 22 00  
**France** 01 47 95 69 65 **Germany** 089 31 884 0 **Greece** 30 210 9532 220 **Hong Kong** 852 2789 3300 **Hungary** 36 1 459 6100 **India** 91 124 4029300  
**Israel** 03 963 6050 **Italy** 39 02 216091 **Japan** 81 3 6361 7000 **Korea** 82 2 3473 4460 **Mexico** 52 555 488 7670 **The Netherlands** 0318 540666  
**New Zealand** 64 9 415 2280 **Norway** 23 38 41 30 **Poland** 48 22 331 99 99 **Portugal** 351 21 472 7700 **Russia** 7 495 721 14 04  
**Singapore** 65 6415 3188 **South Africa** 27 861 246 723 **Spain** 34 91 590 5200 **Sweden** 08 555 12700 **Switzerland** 026674 55 05  
**Taiwan** 886 2 2578 7189 **Thailand** 1800 88 22 88 **United Kingdom** 020 8328 2000